

MULTIPLE EXPOSURES

Newsletter of the **Urban Ecology Center Photo Club** • Vol XVII No III



Storm Clouds by **Diane Rychlinski**,
first place in our March Photo Challenge: Clouds

See inside for more!

M A R C H 2 0 1 9

In This Issue:

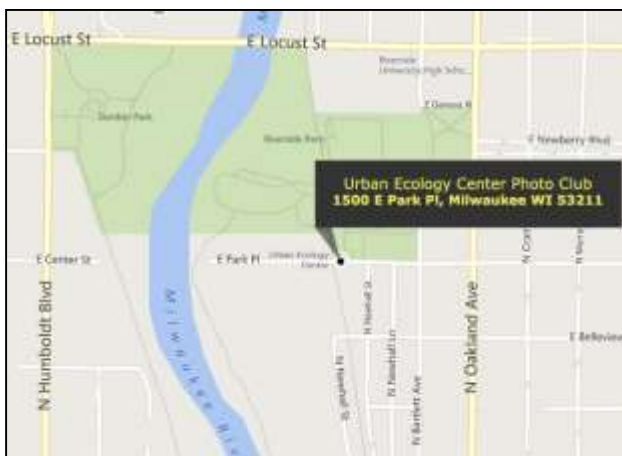
Photo Challenge	3
Night Riders	8
Photo Tips	11

...

Room for More!

Please Join Us!

Our next meeting is Thursday
April 4th, 6:30PM to 9:00PM, in the
Community Room of the Urban
Ecology Center, at 1500 East Park
Place in Milwaukee.



Urban Ecology Center Photo Club
Board of Directors • Officers
Committee Chairs • Representatives

President: Phyllis Bankier
Vice-President: Ryan Kane
Secretary: Kathy Smith
Treasurer: Diane Rychlinski
Program: Raven Hamilton
Program: Alan Friedman
Program: Ted Tousman
Newsletter: Gary Peel
Technical: Ian Dickmann
Website: Phyllis Bankier
Hospitality: Charlie Trimmerger
Night Riders: Steve Jarvis
PSA Representative: Diana Duffey
WACCO Representative: Steve Jarvis
WACCO Representative: Phyllis Bankier

Multiple Exposures, the official newsletter of the Urban Ecology Center Photo Club, is published twelve times a year, and is included in the club membership dues.

The Urban Ecology Center Photo Club is a member club of the Wisconsin Association of Camera Clubs ([WACCO](#)) and the Photographic Society of America ([PSA](#)).



UEPC Marketing and Use Policy: For marketing and advertising (exhibit brochures, media copy, etc.), the UEPC Club Policy is that permission must be obtained from the photographer and credit given to the photographer prior to use of image(s). In addition, taking images from the website without the photographer's permission is not allowed. All images are copyright protected.

Photo Challenge



Cloud Lined Sky by Phyllis Bankier was our second place winner.

Terri Hart-Ellis was one of our third place winners.



Photo Challenge



*Elemental
Sunset* by Ann
Matousek was
one of our third
place winners.



Watercolor Clouds
by Steve Morse.

Photo Challenge



Early Clouds by
Audrey Waitkus.




*Break at the
Breakwater* by
Joe Swiggum.

Photo Challenge



by Peter Chow.



by Dan Ford.

Photo Challenge



Clouds by
Heather Ho.




*Stormy
Clouds*
by Ted
Tousman.

Night Riders: March

<https://uecpc.org/night-riders>

In March Night Riders met at Botanas Mexican Restaurant and then went to photograph at the Four Seasons Skatepark.

Photos by Diane Rychlinski



Night Riders: March

Photos by Diane Rychlinski



Night Riders: March

Photos by Diane Rychlinski



A Black Background Without A Background!

This and more tips at <https://improvephotography.com>

This technique is actually quite simple to do. You just overpower the sun's light with the light from your flash, then adjust the exposure on your camera. If you turn up your flash power enough, you can make the background completely black (like a black studio background), or you can turn it most of the way up and make the background look like night even if it is the middle of the day.

Turn your camera to manual mode and grab a flash.

Set the shutter speed at 1/200 (flash sync speed), and your ISO as low as it can go (usually ISO 100).

Adjust your aperture up until the picture is completely black. This will usually be around f/18 or f/22.

Use a flash on FULL POWER (you might need two flashes if it's very bright outside). Don't worry about the flash appearing too bright in the photo. One you adjust your aperture to compensate for the bright flash, it will look great. Snap the picture. You can adjust the aperture until the brightness on the model looks right.

If you have a low powered flash, this can be difficult to do if it's exceptionally bright outside. When it's really bright, I often use two flashes and scoot the flashes in as close as possible to the model. As long as you have enough flash power, you can get a black background without any background at all!

